

EXPLORE OUR **LED GO** RANGE

[CLICK HERE TO VIEW THE RANGE](#)

Discover the versatility of our LEDGO family! We offer both illuminated and non-illuminated mobile frame systems that can be equipped with printed fabrics, which can be easily changed to suit your needs. Each system is conveniently packed in a handy ABS case, ensuring easy transport and storage.

LEDGO FAMILY



BIG LED UP

GO BIG
UP TO 5 m

BIG LED UP



ASSEMBLY
WITHOUT TOOLS



TRUE WIRELESS



LIGHTWEIGHT




ABS TRANSPORT
CASE



YOUR SIZE



EVEN ILLUMINATION





BIG LEDUP

- largest, mobile light box on the market

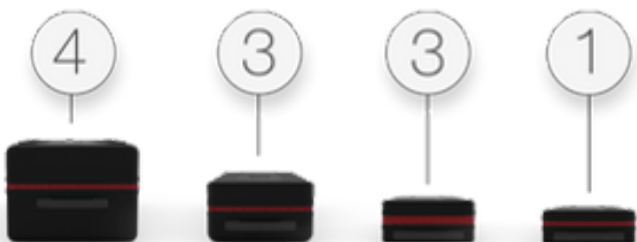

BIG LEDUP combines trendsetting Osram LED technology with a sophisticated, high-quality design. Its innovative lens and LEDGO connector system ensure even illumination.

- Flexible Sizes: Available in heights of 200, 230, 248, and 298 cm. Expand frames up to 500x298 cm starting with a base module
- Durable Transport: Comes in an ABS case with foam inserts for optimal protection
- User-Friendly: Quick setup with an intuitive plug-in system without tools



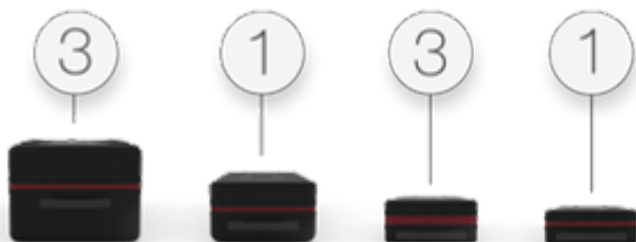
BIG LEDUP CONFIGURATIONS

6x4m



11 ABS-CASES

4x3m



8 ABS-CASES

BIG LEDUP CONFIGURATIONS

4x3m



6x3m



7 ABS-CASES




13 ABS-CASES


BIG LEDUP



PROFILE DESIGN



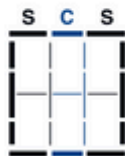
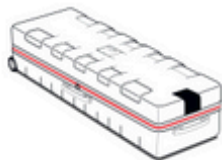
120 mm



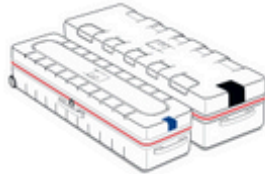
NO LIMITS



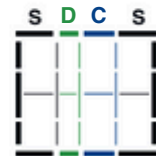
185 x 298 cm
or
200 x 298 cm



275 x 298 cm



285 x 298 cm



325 x 298 cm



Starting with a starter module, BIG LEDUP is flexibly adaptable and can be expanded as required with extensions. Easily adapt your BIG LEDUP to any size and configuration.

S = 100

A = 100

B = 85

C = 75

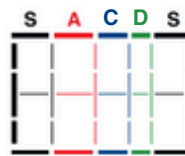
D = 50



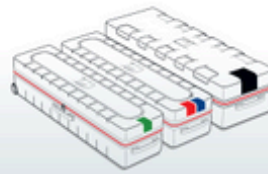
350 x 298 cm



400 x 298 cm



425 x 298 cm



500 x 298 cm



ACCESSORIES




BIG LEDUP
BRIDGE



BIG LEDUP
DOOR



BIG LEDUP SHELF &
BROCHURE HOLDER



BIG LEDUP
CONNECTORS



BIG LEDUP
CURTAIN

LEDGO

CHOOSE YOUR SIZE

850 x 2000 / 2450 mm
1000 x 2000 / 2450 mm



LEDGO


- lightweight, mobile light box display

LEDGO combines innovative LED technology with a sleek, high-quality design. Its advanced pogo pin lighting system and plug-in connectors ensure seamless assembly and brilliant illumination.

- Slim & Durable: Made from silver anodized aluminum with a depth of only 80 mm and die-cast connectors for stability
- Effortless Assembly: Tool-free setup with an intuitive plug-in system
- Modular & Expandable: Easily connect multiple frames for endless display possibilities
- Smart Power Management: Connection cable allows up to 10 LEDGO frames to be linked to a single power source • Durable Transport: Comes in an ABS case or a cardboard packaging with foam inserts
- User-Friendly: Quick setup with an intuitive plug-in system without tools




PROFILE DESIGN



80 mm

ACCESSORIES



LEDGO SHELF &
BROCHURE HOLDER



LEDGO
CONNECTORS



LEDGO
CURTAIN



LEDGO
DOOR

LEDGO COUNTERS



ACCESSORIES



DOOR
for Counter ONE

LEDGO COUNTER

100 x 100 cm



- lightweight, mobile, illuminated counter solution

The LEDGO Counter combines advanced LED technology with a sleek, high-quality design, offering a versatile and mobile counter solution.

- Illuminated on Both Sides: Provides double-sided backlit graphic areas for enhanced visibility.
- Effortless Assembly: Tool-free setup facilitated by the spring ball system and precisely crafted aluminum profiles
- Secure Transport: Comes with a robust ABS transport case featuring foam inserts, wheels, and handles for maximum protection and portability
- Black or silver countertop available



COUNTER ONE

100 x 100 x 48 cm



– lightweight, mobile,

illuminated counter solution

Counter ONE seamlessly combines innovative LED technology with a sleek, high-quality design, offering a versatile and mobile counter solution. Its advanced plug & play system ensures effortless assembly and brilliant illumination.

- Effortless Assembly: The intuitive plug-in system allows for quick, tool-free setup, making it user-friendly and efficient
- Integrated Storage: Equipped with a rear storage shelf, providing convenient space for documents and essentials
- Secure Transport: Comes with a robust ABS transport case featuring foam inserts, wheels, and handles for maximum protection and portability



COUNTER ONE EXTENSION



- Seamless connection with continuous graphics for any number of Counter ONE
- Continuous graphic with even backlighting without visible transitions

COUNTER ONE CORNER



- Connect two Counter ONE's with an illuminated corner for a uniform design
- Tool-free assembly and safe transport in an ABS case



EXPLORE OUR

LED GO

WORLD



www.brandstand.co.nz